

LPPS PD ON THE GO



September 2022 Edition:
Set your goals high, and don't stop until you get there.



Prepare a **Template** link to a **Google** document

<https://docs.google.com/document/d/1WwFk/edit>

<https://docs.google.com/document/d/1WwFk/template/preview>

USE TEMPLATE

Share an easy-to-copy preview of your document

Your document, presentation, spreadsheet, or drawing is presented with a *Use Template* button.

Copy the document's shareable link. Paste the link and change /edit to /template/preview

Share

S T E A M C O R N E R



Celebrate the fall season while exploring STEM concepts with this **Apple Boats Fall STEM Activity**. Scan the QR Code to check it out!



National Day Calendar With Read Alouds

Celebrate each day of the year with a holiday and a themed read aloud. Click on the book image to watch on YouTube or click on the title to watch on VideoLink. Visit <https://bit.ly/Cal22-23> or scan the QR code for access.



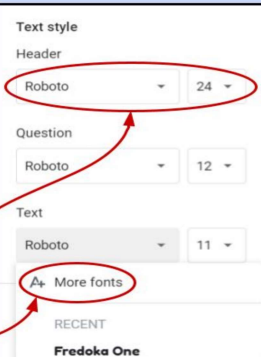
Choose Fonts in Google Forms

Customize your next Google Form by choosing from over 1000 fonts!

Start by clicking the Customize Theme button.

Choose fonts and sizes for headers, questions, and text. Don't see a font you like in the list? Click More fonts.

#TuesdayTechTip | @jessicaradams



Microsoft Whiteboard


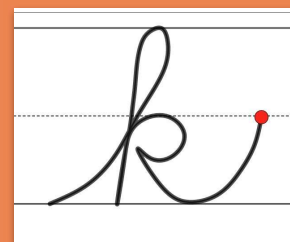
Did you know you had a powerful whiteboard application built into your windows device? Microsoft Whiteboard is an amazing tool to use in class, on Newline Panels, for collaboration, and more! You can find it on your computer by clicking on the little pencil icon next to the date in your task tray.

It might say Ink Space, but click on that. You will need to install it and then login with your O365 credentials. Once logged in you have access anywhere! Your boards will store in the cloud and be accessible anytime you are logged in. Watch this video to see some of the wonderful uses of this tool.



GeoGebra Cursive Handwriting Interactives

GeoGebra is more than an amazing math tool. They now have cursive handwriting interactives! Students follow the red dot to see how to form the letters correctly. For those with Newline panels, students could go to the board and tract it with their finger or the pen. Capital letters will be released soon. Scan the QR code to be taken to the library of lower case letters.



Drop-Downs In Google For Workflow & More!

Have you seen and/or tried the new drop-down feature in Google Docs? Take a look at this video to see how to insert them and use them. This would be great for students to use to keep track of where they are with tasks such as projects and college applications.



Blended Learning Spotlight

The teachers at Southside Elementary are loving their new school. This school was built with learning spaces that flow from one room to another effortlessly. The classes were outfitted with glass walls that open up into a hallway full of furniture for students to work in groups not just with their class, but with others as well.

